




20200 Alt/Bracket Only Kit
20201 Bracket/Pulley Kit



Parts List

- 1-P520.....Alternator
- 1-20200-A.....Front Alternator Bracket
- 1-20200-B.....Rear Alternator Bracket
- 1-20200-C.....Adjustment bracket
- 1-S265.....3/8 x 3" Flathead Screw
- 2-S266.....3/8 x 3" SHCS
- 1-S553.....M8 x 35{ { SHCS
- 1-TP3-.800.....800 Long Spacer Tube
- 1-TP3-.990.....990 long Spacer Tube
- 1-TP3-1.400.....1.400 Long Spacer Tube

Pulley Kit 20201-219

- 1-Crank Pulley.....6271-A
- 1-Water pump pulley.....6222-A
- 1-Alternator pulley.....219-A
- 1-Alternator pulley cover...306-A
- 1-W/P nose cap.....312-A
- 3-S030.....8 $\frac{1}{2}$ x 1-1/4" SHCS
- 4-S183.....5/16 x 5/8 SHCS
- 3-S292.....3/8-24 x 1" SHCS

NOTE: If not using our pulleys, skip photos 6 & 7. Belt length is based off MARCH high water flow serpentine pulleys. If you are using your own, belts lengths may vary.





Photo-1

Install the Alternator Pulley (219-A) using an impact to P520 alternator. Then install the Alternator Pulley Cap (306-A) using three 8B2 x 1-1/4" SHCS (S030).



Thru hole of Alternator

.990 Spacer Tube




Photo-2

To the front side of the Alternator position the Front Bracket (20200-A). To the back side of the Alternator ear use a (TP3-.990) Spacer then the rear Alternator bracket (20200-B) Securing with a 3/8 x 3" Flathead Screw. (S265). Leaving it loose at this time.

Photo-3

Thru the top mounting hole of the Alternator bracket run a 3/8 x 3" SHCS (S266) then a (TP3-1.400) Spacer Tube. In the bottom mounting hole use a 3/8 x 3" SHCS (S266). Then between the two brackets insert the 20200-C (Slotted end) and add a (TP3-.800) Spacer tube.



1.400 Spacer

.800 Spacer

20200-C



M8 x 35{ { SHCS (S553)

Photo-4

Now Secure the adjuster bracket (20200-C) to the Alternator with a M8 x 35{ { SHCS (S553) to the threaded Alternator mounting hole on the front side of the Alternator.

Photo-5

Mount the bracket and Alternator to the two lower holes of the block on the Drivers side.





Photo-6

Install the Water pump pulley (6222-A) and the W/P cap for (electric fans only) with part number (312-A) using four 5/16 x 5/8 SHCS

Photo-7

Install the Crank Pulley (6271-A) Using three 3/8 x 1" SHCS.



Photo-8

Install the belt with the bracket mounting bolts still loose pulling the Alternator out to tighten the belt. We recommend a Goodyear 39-1/2" Belt, if un-available a Dayco 40" Belt will fit as well. After installation tighten all bolts. Check for alignment and test run the kit.

LIMITED WARRANTY

March Performance warrants to the original retail purchaser that for a period of ninety (90) days from the date of purchase, March Performance will repair or replace, at their option, any Product, which is found to be defective in material or workmanship.

Exclusions from Warranty Coverage

March Performance does not warrant any Product that is damaged from abuse, misuse or misapplication or not used for its intended purposes.

This Limited Warranty does not cover or apply to any damage or loss sustained to the engine or any other parts which may have been caused by the defective Product and does not cover or apply to any personal injury, labor charges or any other incidental costs for damages caused by the defective Product. THIS IS THE ONLY EXPRESS WARRANTY GIVEN WITH RESPECT TO YOUR PRODUCT. ALL OTHER EXPRESS WARRANTIES, GUARANTEES, OR STATEMENTS REGARDING THE PRODUCT, WHETHER WRITTEN OR VERBAL, ARE HEREBY DEEMED NULL AND VOID AND OF NO EFFECT.

Normal wear and tear and damage to the Product not caused by March Performance are also excluded from this Warranty.

DISCLAIMER OF OTHER WARRANTIES

EXCEPT TO THE EXTENT PROHIBITED BY APPLICABLE LAW, ANY IMPLIED WARRANTY WHETHER OF MERCHANTABILITY, FITNESS FOR A PARTICULAR PURPOSE, OR WARRANTY, SOME STATES DO NOT ALLOW LIMITATIONS ON HOW LONG AN IMPLIED WARRANTY WILL LAST SO THAT THE PRECEDING LIMITATION MAY NOT APPLY TO YOU.

Limitation on Remedies

REPAIR OR REPLACEMENT AS PROVIDED IN THIS WARRANTY IS YOUR EXCLUSIVE REMEDY. MARCH PERFORMANCE SHALL NOT BE LIABLE FOR ANY INCIDENTAL OR CONSEQUENTIAL DAMAGE FOR BREACH OF ANY EXPRESS OR IMPLIED WARRANTY ON THE PRODUCT. SOME STATES DO NOT ALLOW THE EXCLUSION OR LIMITATION OF INCIDENTAL OF CONSEQUENTIAL DAMAGES SO THE PROCEEDING LIMITATIO OR EXCLUSIONS MAY NOT APPLY TO YOU. YOU HAVE NO RECOURSE OR REMEDY FOR DAMAGE OR DEFECT CAUSED BY MISUSE, ABUSE OR NEGLIGENCE.

THIS WARRANTY GIVES YOU SPECIFIC RIGHTS AND YOU MAY ALSO HAVE OTHER RIGHTS, WHICH MAY VARY FROM STATE TO STATE.

Your Responsibilities:

- 1. Use and install the Product only for its intended purpose.
2. To avail yourself of this Limited Warranty, return the Product with a copy of the paid receipt, postage paid to: MARCH PERFORMANCE 16160 PERFORMANCE WAY NAPLES, FL 34110
3. When returning the Product, you must follow the directions set forth on the Warranty/Return Form on the reverse side of this Limited Warranty. If you no longer have the Warranty/Return Form, one may be obtained by contacting March Performance during normal business hours at: (888) 729-9070.
4. Shipping and/or transportation costs returning the Product to March Performance and any damage caused during shipping are your responsibility. March Performance will pay for shipping and/or transportation costs incurred in returning the Product to you.

LIMITED WARRANTY WARRANTY/RETURNS FORM

No product mounted is considered for credit unless it is a manufacturer defect.

All products returned for any reason must reference an authorization number (RGA). The RGA number is obtained by calling place of purchase during normal business hours. Any product returned without the RGA# written on the return package next to the return shipping label will be refused.

All returns must ship via UPS and be properly packaged in the original carton. Return freight charges are the responsibility of the customer unless the product was shipped in error.

March product returned after (1) year from date of purchase will not be accepted unless it is found to be a manufacturer defect. The customer must include a written statement describing the alleged product defect. The complete Limited Warranty is set forth on the reverse side.

- 100% credit issued on manufacturer defects
20% return fee on all reshelvable product
30% return fee on all repairable product

NO CREDIT WILL BE ISSUED ON RETURNED PRODUCT BEYOND REPAIR

March Performance thoroughly inspects all returns. It is the sole discretion of March Performance in determining the condition of all returned merchandise.

To receive replacements at no charge the original product must first be received and inspected by March Performance for determination. Immediate replacements may be purchased and later credited upon inspection determination.

Please Complete the Information below, detach and include with returned product.

Form fields for RGA#, CT#, Issued by, Date, Purchaser's Name, Phone, Address, Purchased Directly Through, Invoice#, Product ID, Invoice Date, Reason.

** MOUNTED PRODUCTS ARE NONREFUNDABLE **