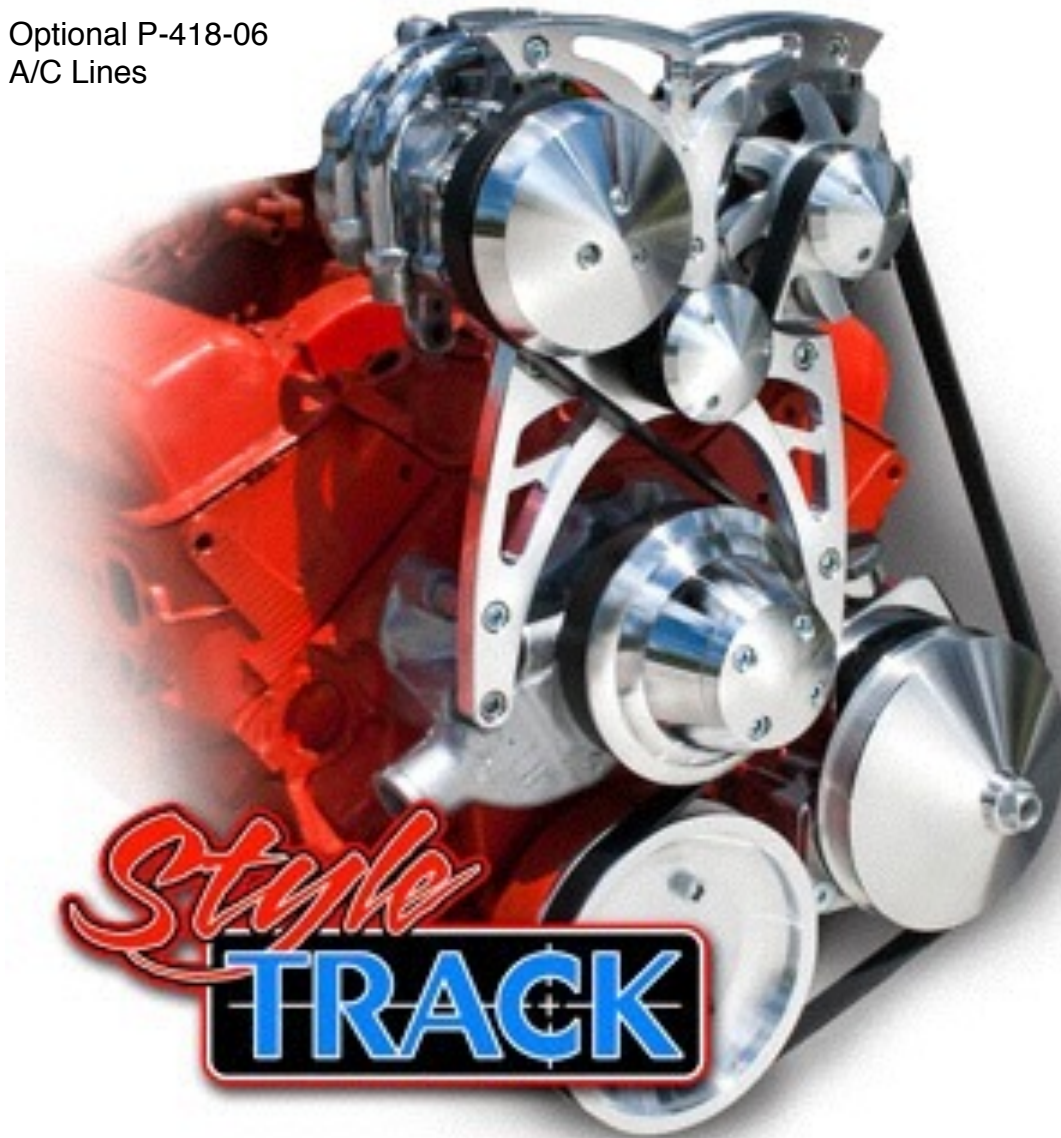




REV: 9/8/14

Optional P-418-06
A/C Lines



Optional W/P
Nose Cover

KIT 22210 NON POWER STEERING
KIT 22250 REM POWER STEERING
KIT 22255 SAGINAW POWER STEERING

Main Bracket

- 1 - 22201-A Front Main Bracket
- 1 - 22201-B Alternator Rear Support Bracket
- 1 - 22201-C AC Rear Support Bracket
- 1 - 747-A Idler Pulley
- 1 - 302-A Idler Pulley Cap
- 1 - 713 Adjustable Idler Assembly
- 3 - S022 8-32 x 3/8 SHCS
- 2 - S102 1/4 x 3/4 SHCS
- 1 - S248 3/8 x 1 SHCS
- 5 - S268 3/8 x 3-1/4 SHCS
- 1 - S321 3/8 x 1-3/4 Hex Head
- 3 - S551 M8 x 25mm SHCS
- 1 - S622 3/8 Lock Nut
- 1 - S750 Hose Adapter
- 3 - TP3-.400 Tube Spacer .400
- 3 - TP3-1.330 Tube Spacer 1.330
- 4 - S666 3/8 x 3/4 O.D.Flat Washer
- 2 - S252 3/8 x 1-1/2" SHCS
- 1 - S155 5/16-18 x 2" SHCS
- 1 - S616 5/16 Lock Nut
- 2 - S660 5/16 Washer

20116 P/S Support Bracket (22250 Kit)

- 1 - 20116-A P/S Support Bracket
- 1 - 20116C-09 P/S Bracket Spacer Block
- 2 - S266 3/8 x 3 SHCS
- 2 - S550 M8 x 20mm SHCS

20116 P/S Support Bracket (22255 Kit)

- 1 - 20113A-09 Front P/S Support Bracket
- 1 - 20113B-09 Rear P/S Support Bracket
- 1 - 20113C-09 P/S Bracket Spacer Block
- 2 - S311 3/8 x 3/4 Hex Head
- 1 - S312 3/8 x 1 Hex Head
- 2 - S328 3/8 x 3 1/2 Flat Head
- 2 - S666 3/8 x 3/4 O.D.Flat Washer

Pulley Kit

- 1 - 6271-A Crank Pulley
- 1 - 6219-A Water Pump Pulley
- 1 - 650-A P/S Pulley (22250 Kit)
- 1 - 613-A P/S Pulley (22255 Kit)
- 1 - 394-A A/C Compressor Cap
- 1 - S685 11/16 Lock Washer
- 1 - 306-A Alternator Cap
- 1 - 221-A Alternator Fan
- 1 - 206-A Alternator Pulley
- 3 - S028 8-32 x 1 SHCS
- 3 - S124 1/4 x 3/4 Button Head
- 3 - S144 5/16-18 x 7/8 SHCS (22250 Kit)
- 4 - S184 5/16-24 x 5/8 Flat Heads
- 3 - S292 3/8 x 1 SHCS
- 3 - S520 M6 x 20mm Button Head

Accessories

- 1 - P118 Alum Water Pump
- 1 - P304 Saginaw P/S (22255 Kit)
- 1 - P313 P/S with w/Hub (22250 Kit)
- 1 - P412 A/C Compressor
- 1 - 417 A/C Line Adapters
- 1 - P572 Alternator

Belt Sizes

Dayco Part #

- Alt/AC 69" 5060690
- Alt/AC/PS Saginaw 93" 5060930
- Alt/AC/PS Remote 88.5" 5060885

Photo-1

Mount the Belt adjustment bracket (713) to the back side of the main bracket (22201-A) Use two 1/4 x 3/4 " SHCS (S102) thru the front side of the main bracket for installation.



Photo-2

On the front side of the main bracket install the (747-A) Idler pulley to the belt adjuster using one 3/4" x 3/8 washer (S666) and one 3/8 x 1 1/2" Pex Bolt (S32F) Hand tighten only at this time.

Photo-3

First thread the (S750) hose adapter into the water pump (P118). Use two 3/8 x 3-1/4" SHCS (S268) and two (TP3-1.00) spacers in the upper mounting holes of the water pump putting the spacers between the Water pump and the main bracket. Mount the water pump and the main bracket to the motor as shown.




Photo-4

Now add a (TP3-1.00) and a 3/8 x 3-1/4" SHCS (S268) to the lower drivers side of the Water Pump. And on the lower passenger side use a 3/8 x 3-1/4" SHCS (S268) but between the water pump and the main bracket space with a 3/8 x 1.00 long spacer tube (TP3-1.00) a

Photo-5

Mount the water pump pulley (6219-A) using four 5/16 x 1/8 Flat Head Screw (S184).




Photo-6

Mount the Crank pulley (6271-A) using three 3/8 x 1" fine thread SHCS (S292).



Photo-7

Mount the A/C unit (P412) to the drivers side of the main bracket Using two M8 x 25mm SHCS (S551).

Now add the A/C cover (394-A) securing it with three 1/4 " button heads (S124) or three metric button heads (S520), depending on the clutch on your A/C unit.



Photo-8

Mount the Alternator (P572) in the upper hole of the main bracket use a M8 x 25mm SHCS (S551). Now in the lower hole use a 3/8 x 3-1/4" SHCS (S268) running it thru the main bracket and the alternator, Now add the rear support bracket (22201-B) to the rear of the Alt. Securing it with a 3/8 washer (S666) and a 3/8 Lock nut (S622). Now attach the slotted end of the rear support to the head with a 3/8 washer (S666) and a 3/8 x 1" SHCS (S248).

Photo-9

Installing the A/C Rear Support Bracket (22201-C).

The Bracket has two slots to mount too the Passenger side head Depending on your particular head.

March provides two mounting bolts although only one is Required. Use the provided (TP3-400) spacer between the Head and the bracket securing with a 3/8 x 1-1/2" SHCS (S252) and a 3/8 washer (S666). if both slots line up such as a vortex head use both. Tie the rear support to the lower rear A/C ear using a 5/16 x 2" SHCS (S155) running it thru the rear of the compressor and secure with a 5/16 lock nut (S616). Also use two 5/16 Washers (S660) One to the front one to the rear.



Rear A/C support




Photo-10

Install the Alternator fan (221-A) the Alt. Pulley (206-A) securing with the provided Lock Washer (S685) And Nut torque to 90 Ft. Lbs. now add the nose cover (306-A) using three 8/32 1" SHCS (S028).


Photo-11

If your running a NON Power steering kit skip this Photo . If your running a Saginaw P/S kit install the (20114) P/S per the instructions and add the P/S pump (P304) with the bracket and add your (613-A) P/S pulley.



Photo-12

This photo is for kits with the Remote P/S Kit. Mount the Bracket (20116) per instructions. With the bracket installed add the (P313) P/S pump with the provided M8 x 20mm SHCS (S550) now install the (650-A) P/S pulley using three 5/16 x 7/8 SHCS. (S144).



Non P/S kit 69" Belt

Sag P/S 93" Belt
Rem P/S 88-1/2" Belt
Both kits use same belt routing .



Photo-12

Make sure the belt adjuster idler is moved to its upper position, Install the belt as shown depending on the kit your building. Now turn the 3/8 screw on the back side of the bracket to move the idler down and tighten the belt. Then make sure to tighten the idler down fully after the belt is tight and install the idler cover (302-A) using three 8-32 x 3/8 SHCS (S022).

LIMITED WARRANTY

March Performance warrants to the original retail purchaser that for a period of ninety (90) days from the date of purchase, March Performance will repair or replace, at their option, any Product, which is found to be defective in material or workmanship.

Exclusions from Warranty Coverage

March Performance does not warrant any Product that is damaged from abuse, misuse or misapplication or not used for its intended purposes.

This Limited Warranty does not cover or apply to any damage or loss sustained to the engine or any other parts which may have been caused by the defective Product and does not cover or apply to any personal injury, labor charges or any other incidental costs for damages caused by the defective Product. THIS IS THE ONLY EXPRESS WARRANTY GIVEN WITH RESPECT TO YOUR PRODUCT. ALL OTHER EXPRESS WARRANTIES, GUARANTEES, OR STATEMENTS REGARDING THE PRODUCT, WHETHER WRITTEN OR VERBAL, ARE HEREBY DEEMED NULL AND VOID AND OF NO EFFECT.

Normal wear and tear and damage to the Product not caused by March Performance are also excluded from this Warranty.

DISCLAIMER OF OTHER WARRANTIES

EXCEPT TO THE EXTENT PROHIBITED BY APPLICABLE LAW, ANY IMPLIED WARRANTY WHETHER OF MERCHANTABILITY, FITNESS FOR A PARTICULAR PURPOSE, OR WARRANTY, SOME STATES DO NOT ALLOW LIMITATIONS ON HOW LONG AN IMPLIED WARRANTY WILL LAST SO THAT THE PRECEDING LIMITATION MAY NOT APPLY TO YOU.

Limitation on Remedies

REPAIR OR REPLACEMENT AS PROVIDED IN THIS WARRANTY IS YOUR EXCLUSIVE REMEDY. MARCH PERFORMANCE SHALL NOT BE LIABLE FOR ANY INCIDENTAL OR CONSEQUENTIAL DAMAGE FOR BREACH OF ANY EXPRESS OR IMPLIED WARRANTY ON THE PRODUCT. SOME STATES DO NOT ALLOW THE EXCLUSION OR LIMITATION OF INCIDENTAL OF CONSEQUENTIAL DAMAGES SO THE PROCEEDING LIMITATIO OR EXCLUSIONS MAY NOT APPLY TO YOU. YOU HAVE NO RECOURSE OR REMEDY FOR DAMAGE OR DEFECT CAUSED BY MISUSE, ABUSE OR NEGLIGENCE.

THIS WARRANTY GIVES YOU SPECIFIC RIGHTS AND YOU MAY ALSO HAVE OTHER RIGHTS, WHICH MAY VARY FROM STATE TO STATE.

Your Responsibilities:

- 1. Use and install the Product only for its intended purpose.
2. To avail yourself of this Limited Warranty, return the Product with a copy of the paid receipt, postage paid to: MARCH PERFORMANCE 16160 PERFORMANCE WAY NAPLES, FL 34110
3. When returning the Product, you must follow the directions set forth on the Warranty/Return Form on the reverse side of this Limited Warranty. If you no longer have the Warranty/Return Form, one may be obtained by contacting March Performance during normal business hours at: (888) 729-9070.
4. Shipping and/or transportation costs returning the Product to March Performance and any damage caused during shipping are your responsibility. March Performance will pay for shipping and/or transportation costs incurred in returning the Product to you.

LIMITED WARRANTY WARRANTY/RETURNS FORM

No product mounted is considered for credit unless it is a manufacturer defect.

All products returned for any reason must reference an authorization number (RGA). The RGA number is obtained by calling place of purchase during normal business hours. Any product returned without the RGA# written on the return package next to the return shipping label will be refused.

All returns must ship via UPS and be properly packaged in the original carton. Return freight charges are the responsibility of the customer unless the product was shipped in error.

March product returned after (1) year from date of purchase will not be accepted unless it is found to be a manufacturer defect. The customer must include a written statement describing the alleged product defect. The complete Limited Warranty is set forth on the reverse side.

- 100% credit issued on manufacturer defects
20% return fee on all reshelvable product
30% return fee on all repairable product

NO CREDIT WILL BE ISSUED ON RETURNED PRODUCT BEYOND REPAIR

March Performance thoroughly inspects all returns. It is the sole discretion of March Performance in determining the condition of all returned merchandise.

To receive replacements at no charge the original product must first be received and inspected by March Performance for determination. Immediate replacements may be purchased and later credited upon inspection determination.

Please Complete the Information below, detach and include with returned product.

Form fields for RGA#, CT#, Issued by, Date, Purchaser's Name, Phone, Address, Purchased Directly Through, Invoice#, Product ID, Invoice Date, Reason.

** MOUNTED PRODUCTS ARE NONREFUNDABLE **