

25160 Chevy small block, long water pump Saginaw power steering bracket

25160 Saginaw power steering bracket

1.....25160-A	main bracket
1.....22026C-08	rear support bracket (black)
2.....S339	3/8-16 x 3" stud
2.....S768	SS threaded spacer 1.850"
2.....S248	3/8-16 x 1" SHCS
1.....S250	3/8-16 x 1.25" SHCS
1.....S311	3/8-16 x .75" hex head
3.....S312	3/8-16 x 1" hex head
1.....S313	3/8-16 x 1.25" hex head
3.....S666	3/8 i.d. x 13/16 o.d. washer
4.....S667	3/8 i.d. x 5/8" o.d. washer
1.....AC3-.200	spacer .200"
1.....TP3-.400	spacer .400"
1.....RA-1.625	adjustment rod assembly
1.....R-1.625	rod 1.625" length
1.....RE-325	right hand thread 3/8 rod end
1.....RE-326	left hand thread 3/8 rod end
1.....S624	right hand thread 3/8-24 hex nut
1.....S628	left hand thread 3/8-24 hex nut

NOTE:

This bracket will NOT work with March Performance's billet power steering pump. Must be a factory style reservoir only. Requires a Chevy small block long water pump standard rotation.



Photo 1

Install two (S339) 3/8-16 x 3" studs into driver side water pump mounting holes on engine block. Then use two (S768) threaded spacers 1.850" to retain water pump to block .




Photo 2

Install 22026C-08 rear support bracket to outside cylinder head accessory hole using a (S311) 3/8-16 x .75" hex head bolt and a (S666) 3/8 x 13/16 washer. Leave slightly loose for now.




Photo 3


Install 25160-A main bracket to power steering pump as shown in photo. In countersunk hole use a (S250) 3/8-16 x 1.25" SHCS with a TP3.400 spacer & (S667) 3/8 x 5/8 washer stacked in between pump and bracket. Outside hole use a (S313) 3/8-16 x 1.25" hex bolt with a (S667) 3/8 x 5/8 washer under head of bolt. In between bracket and pump use a AC3-.200 spacer.



S312 3/8-16 x 1" hex head with a S667 3/8 x 5/8 washer

Photo 4

If your pump has a 3/8 stud in the back of it you will need to remove it for adjustment rod to mount. Install RA-1.625 adjustment rod to back of pump with a (S312) 3/8-16 x 1" hex head bolt and a (S667) 3/8 x 5/8 washer.



2 of S248 3/8-16 x 1" SHCS

S312 3/8-16 x 1" hex head & S667 3/8 x 5/8 washer

Photo 5

Install main bracket with pump to the 2 (S768) threaded spacers with 2 (S248) 3/8-16 x 1" SHCS. Snug but leave loose enough for bracket to pivot. Install RA-1.625 adjustment rod to lowest mounting hole on engine block with a (S312) 3/8-16 x 1" hex head & (S667) 3/8 x 5/8 washer.



S312 3/8-16 x 1" hex head with 2 S666 3/8 x 13/16 washers. One in between bracket and pump, other under bolt head

Photo 6

Install rear support bracket 22026C-08 to pump with a (S312) 3/8-16 x 1" hex head and 2 (S666) 3/8 x 13/16 washers. One in between bracket and pump with the other under the bolt head. Leave loose until you install power steering pulley and belt. Press fit pulleys you press on for exact alignment. If misalignment occurs with keyway style pump, you can shim pump or bracket with washers for alignment or contact our tech department for help. Use adjustment rod for tensioning. Retighten all mounting bolts once tension is reached

LIMITED WARRANTY

March Performance warrants to the original retail purchaser that for a period of ninety (90) days from the date of purchase, March Performance will repair or replace, at their option, any Product, which is found to be defective in material or workmanship.

Exclusions from Warranty Coverage

March Performance does not warrant any Product that is damaged from abuse, misuse or misapplication or not used for its intended purposes.

This Limited Warranty does not cover or apply to any damage or loss sustained to the engine or any other parts which may have been caused by the defective Product and does not cover or apply to any personal injury, labor charges or any other incidental costs for damages caused by the defective Product. THIS IS THE ONLY EXPRESS WARRANTY GIVEN WITH RESPECT TO YOUR PRODUCT. ALL OTHER EXPRESS WARRANTIES, GUARANTEES, OR STATEMENTS REGARDING THE PRODUCT, WHETHER WRITTEN OR VERBAL, ARE HEREBY DEEMED NULL AND VOID AND OF NO EFFECT.

Normal wear and tear and damage to the Product not caused by March Performance are also excluded from this Warranty.

DISCLAIMER OF OTHER WARRANTIES

EXCEPT TO THE EXTENT PROHIBITED BY APPLICABLE LAW, ANY IMPLIED WARRANTY WHETHER OF MERCHANTABILITY, FITNESS FOR A PARTICULAR PURPOSE, OR WARRANTY, SOME STATES DO NOT ALLOW LIMITATIONS ON HOW LONG AN IMPLIED WARRANTY WILL LAST SO THAT THE PRECEDING LIMITATION MAY NOT APPLY TO YOU.

Limitation on Remedies

REPAIR OR REPLACEMENT AS PROVIDED IN THIS WARRANTY IS YOUR EXCLUSIVE REMEDY. MARCH PERFORMANCE SHALL NOT BE LIABLE FOR ANY INCIDENTAL OR CONSEQUENTIAL DAMAGE FOR BREACH OF ANY EXPRESS OR IMPLIED WARRANTY ON THE PRODUCT. SOME STATES DO NOT ALLOW THE EXCLUSION OR LIMITATION OF INCIDENTAL OF CONSEQUENTIAL DAMAGES SO THE PROCEEDING LIMITATION OR EXCLUSIONS MAY NOT APPLY TO YOU. YOU HAVE NO RECOURSE OR REMEDY FOR DAMAGE OR DEFECT CAUSED BY MISUSE, ABUSE OR NEGLIGENCE.

THIS WARRANTY GIVES YOU SPECIFIC RIGHTS AND YOU MAY ALSO HAVE OTHER RIGHTS, WHICH MAY VARY FROM STATE TO STATE.

Your Responsibilities:

1. Use and install the Product only for its intended purpose.
2. To avail yourself of this Limited Warranty, return the Product with a copy of the paid receipt, postage paid to:
**MARCH PERFORMANCE
16160 PERFORMANCE WAY
NAPLES, FL 34110**
3. When returning the Product, you must follow the directions set forth on the Warranty/Return Form on the reverse side of this Limited Warranty. If you no longer have the Warranty/Return Form, one may be obtained by contacting March Performance during normal business hours at: (888) 729-9070.
4. Shipping and/or transportation costs returning the Product to March Performance and any damage caused during shipping are your responsibility. March Performance will pay for shipping and/or transportation costs incurred in returning the Product to you.

MARCH PERFORMANCE WARRANTY/RETURNS FORM

revised 03/01/2017

No product mounted is considered for credit unless it is a manufacturer defect.

All products returned for any reason must reference an authorization number (RGA). The RGA number is obtained by calling place of purchase during normal business hours. **Any product returned without the RGA# written on the return package next to the return shipping label will be refused.**

All returns must ship via UPS and be properly packaged in the original carton. Return freight charges are the responsibility of the customer unless the product was shipped in error.

March product returned after (1) year from date of purchase will not be accepted unless it is found to be a manufacturer defect. **The customer must include a written statement describing the alleged product defect.** The complete Limited Warranty is set forth on the reverse side.

100% credit issued on manufacturer defects

20% return fee on all reshelvable product

30% return fee on all repairable product

NO CREDIT WILL BE ISSUED ON RETURNED PRODUCT BEYOND REPAIR

March Performance thoroughly inspects all returns. It is the sole discretion of March Performance in determining the condition of all returned merchandise.

To receive replacements at no charge the original product must first be received and inspected by March Performance for determination. Immediate replacements may be purchased and later credited upon inspection determination.

Please Complete the Information below, detach and include with returned product.

RGA# _____ CT# _____ Issued by: _____ Date _____

Purchaser's Name _____ Phone _____

Address _____

Purchased Directly Through _____ Invoice# _____

Reason _____

**** MOUNTED PRODUCTS ARE NONREFUNDABLE ****